

ALBEMARLE COUNTY MARKET ANALYSIS

April 2017



Market Snapshot

	TOTAL SALES	MEDIAN SALES PRICE	AVG. DAYS ON MARKET	Avg. SP/LP %
April 2017	143	367,000	45	98.22%
April 2016	135	348,000	85	97.91%
April 2015	132	313,500	102	96.82%
April 2014	115	330,000	82	97.41%

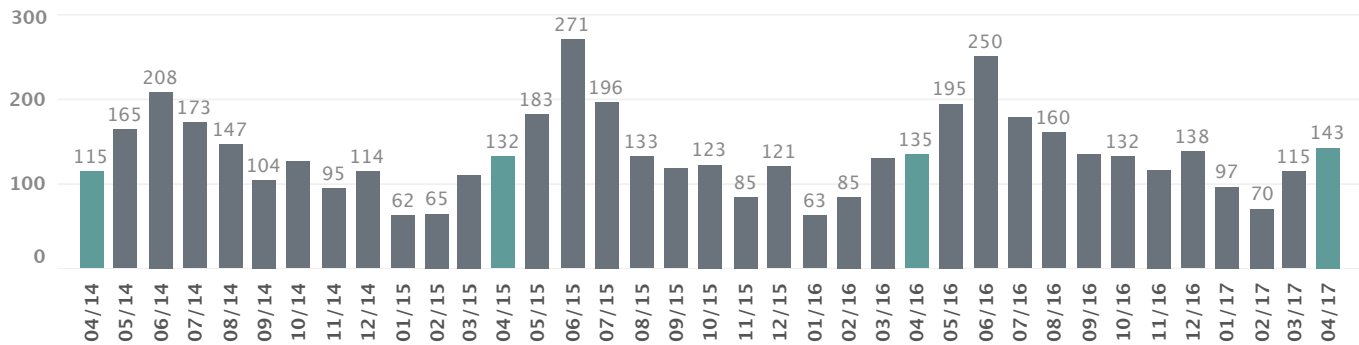
Thirty-Six Month Sales Trend (Total Sales)

Inventory:

702

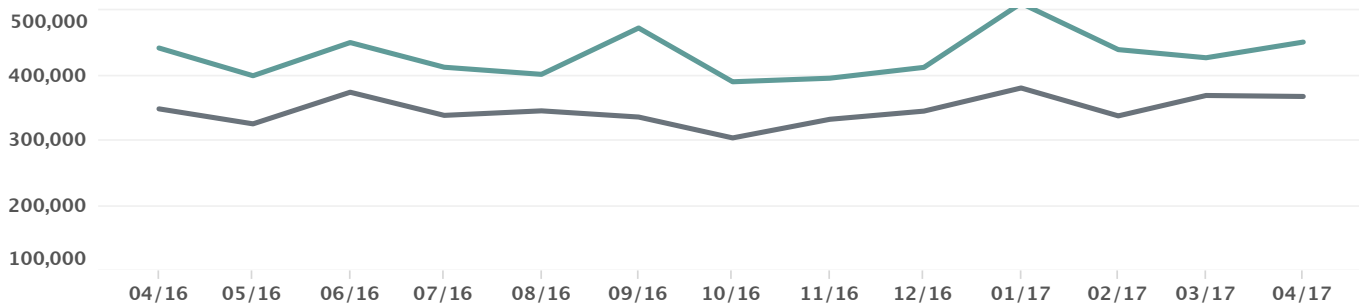
Months of Inventory:

4.91



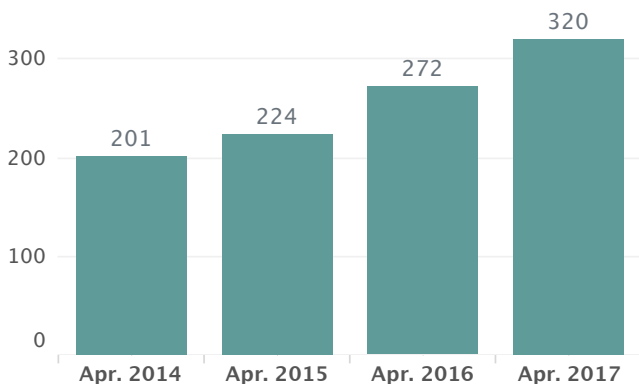
Average & Median Price Trends

■ AVG. SALES PRICE ■ MEDIAN SALES PRICE



AVG. SALES PRICE	441,305	398,793	449,679	411,811	400,902	471,963	389,518	395,004	411,615	509,836	438,808	426,353	450,390
MEDIAN SALES PRICE	348,000	325,000	373,500	338,000	344,950	335,450	303,438	332,000	344,531	380,000	337,220	368,500	367,000

New Listings by Month



Contracts Written by Month

