

CITY OF CHARLOTTESVILLE MARKET ANALYSIS

April 2017



Market Snapshot

	TOTAL SALES	MEDIAN SALES PRICE	AVG. DAYS ON MARKET	Avg. SP/LP %
April 2017	53	320,000	31	98.71%
April 2016	42	277,500	62	98.02%
April 2015	35	249,900	61	97.23%
April 2014	47	280,000	77	95.90%

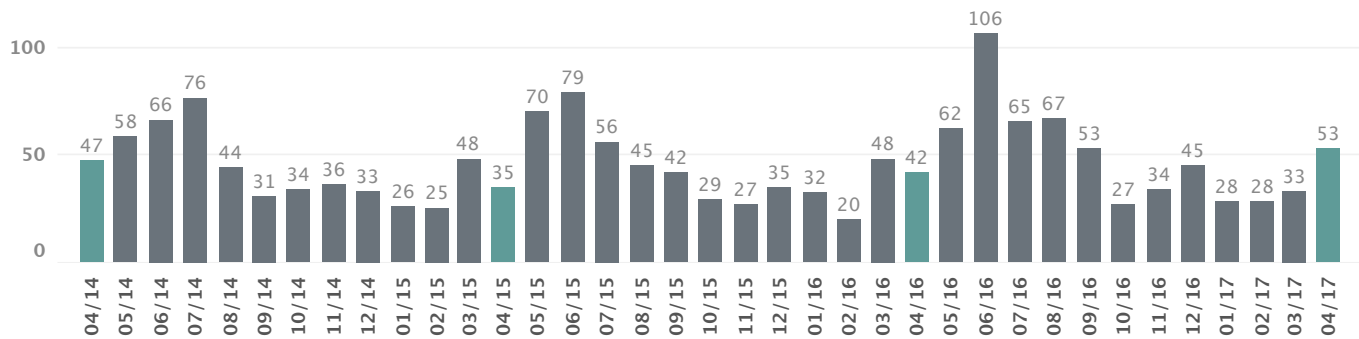
Thirty-Six Month Sales Trend (Total Sales)

Inventory:

86

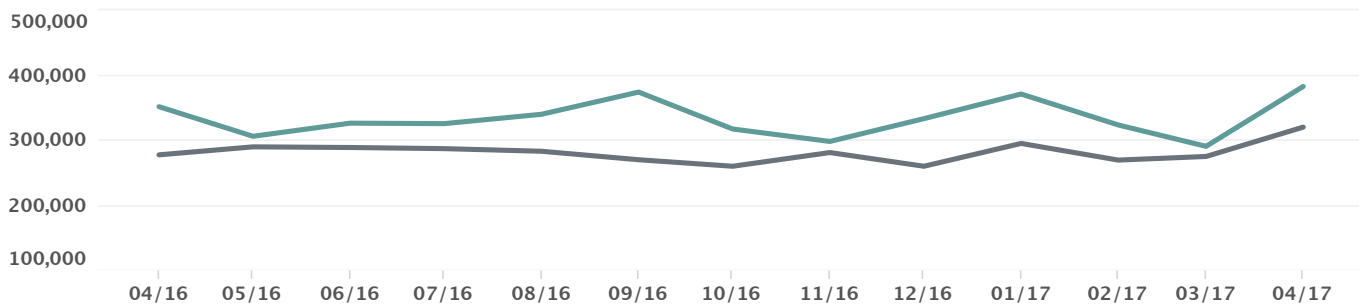
Months of Inventory:

1.62



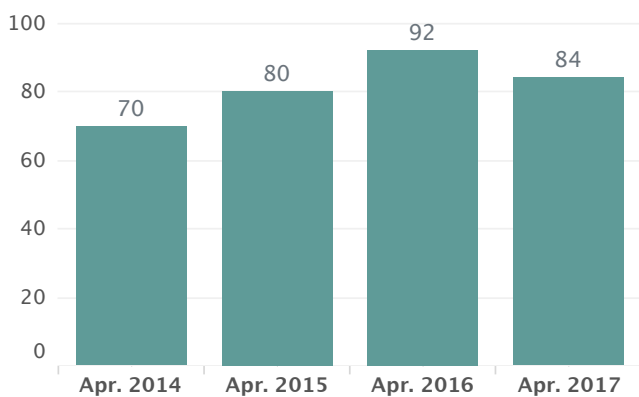
Average & Median Price Trends

■ AVG. SALES PRICE ■ MEDIAN SALES PRICE



AVG. SALES PRICE	351,323	305,947	326,062	325,355	339,665	373,719	317,104	298,022	333,000	370,768	323,268	290,542	382,344
MEDIAN SALES PRICE	277,500	289,750	288,750	287,000	283,000	270,000	260,000	281,000	260,000	295,000	269,450	275,000	320,000

New Listings by Month



Contracts Written by Month

